



EUROPEAN
RENTAL
ASSOCIATION

ERA TCO Calculator: what's new

What is the real cost of owning
and operating equipment?

Gian Luca BENCI, Alias2k.com



Please react on Twitter, @era_rental, #eraconvention2019



Total Filters (€/h)	2
Lubricant cost €/l	€ 45
Labour cost €/h	20
Average cost of filters	0,1
Cost per Grease Fitting (€)	0,1

Cost calculation for wheels/undercarriage

WHEELS	
Model	Wheel Loader 24 t
Tyre	26.5R25
Tyre life (h)	2000
Tyre cost (€)	4000
machine hourly cost of Wheels (€/h)	8

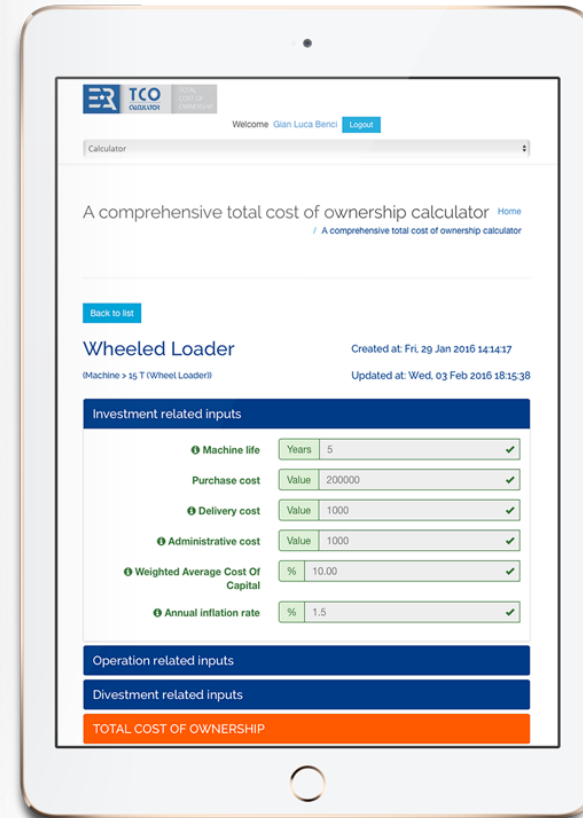
UNDERCARRIAGE	
Model	Excavator 25 t
Basic Factor	3
Impact	0,2
Abrasiveness	0,2
Z-factor	0,2
Undercarriage hourly cost (€/h)	1,8

Cost calculation attachments engaging tools

WHEEL LOADER 24 t						
Element to be replaced	replacement frequency (h)	Qty	Cost €/h	Replacement time (h)	Hourly cost	
HD Bucket	10000	1	1,00	24	0,11	1,11
GET (Bucket tooth)	2000	10	0,25	5	0,11	0,36
					Total	1,47
EXCAVATOR 25 t						
Element to be replaced	replacement frequency (h)	Qty	Cost €/h	Replacement time (h)	Hourly cost	
HD Bucket	10000	1	0,45	24	0,11	0,56
GET (Bucket tooth)	2000	5	0,13	2,5	0,06	0,18
					Total	0,74

Calculations

Interest rate
Growth rate (inflation)
Number of periods
Financial conversion
Constant annuity
Inflation-growing

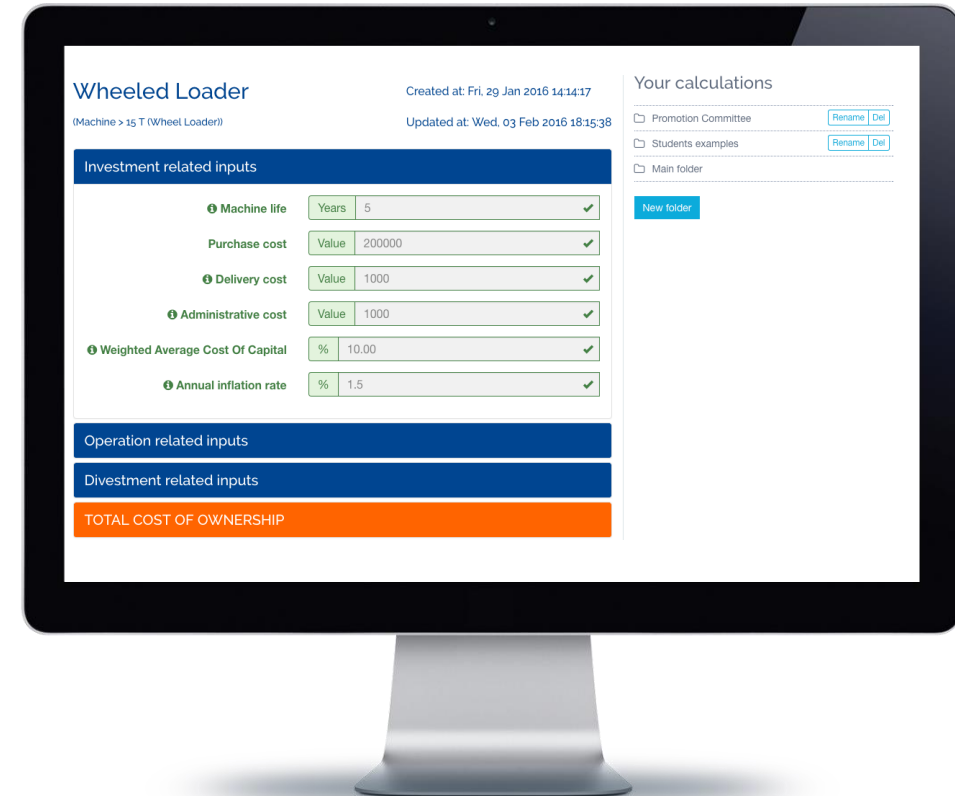


1

**Launched in English
June 2016**

2

**Translated into 5 additional languages
(Dutch, French, German, Italian, Spanish)
January 2017**



1

Investment related inputs

- Purchase cost
- Inflation rate
- ...

2

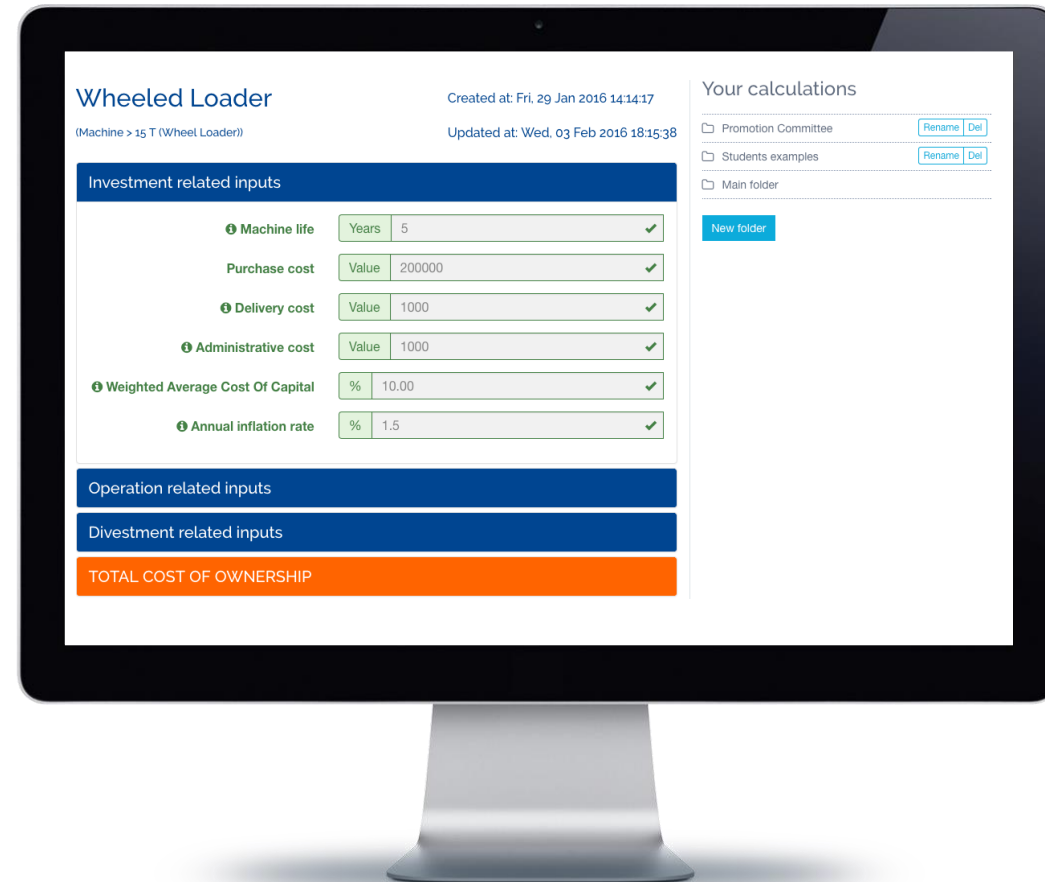
Operation related inputs

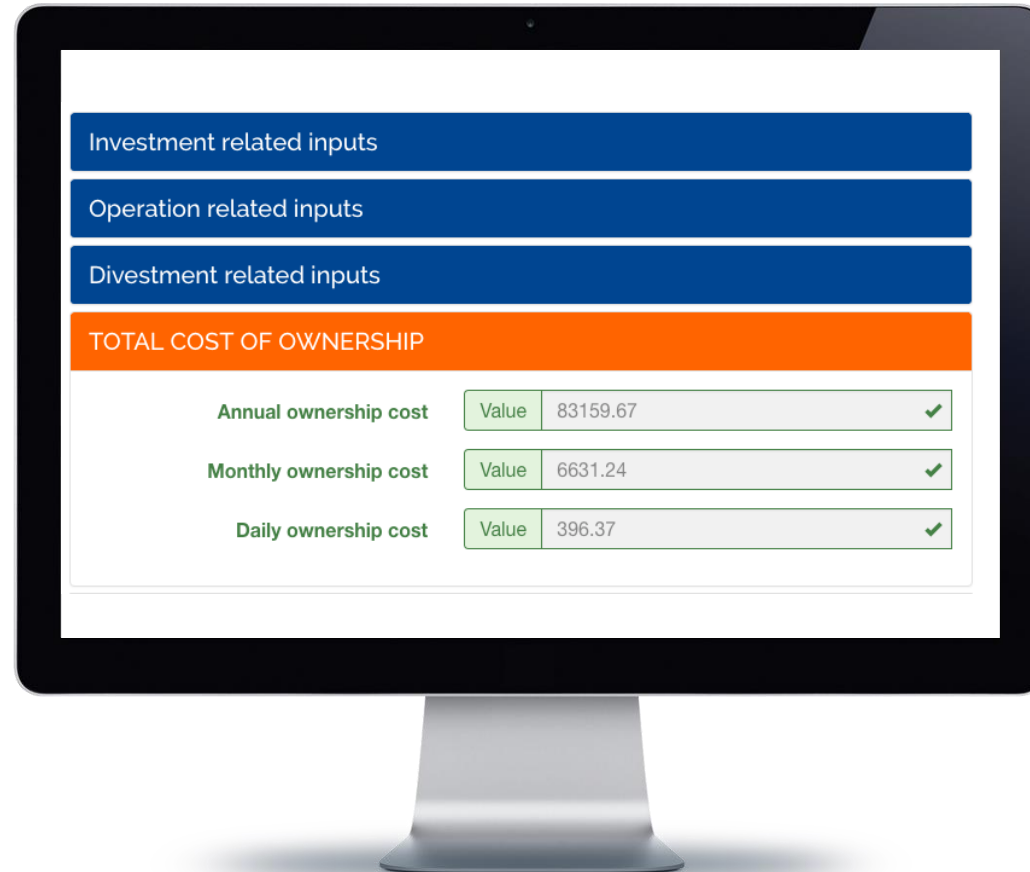
- Hourly labour cost
- Bucket replacement frequency
- ...

3

Divestment related inputs

- Gross selling price
- Make ready costs
- ...





An evolution of the TCO calculator

1

Operating Lease Option

2

Finance Lease option

Example: Electric scissor lift, €11,000 cost

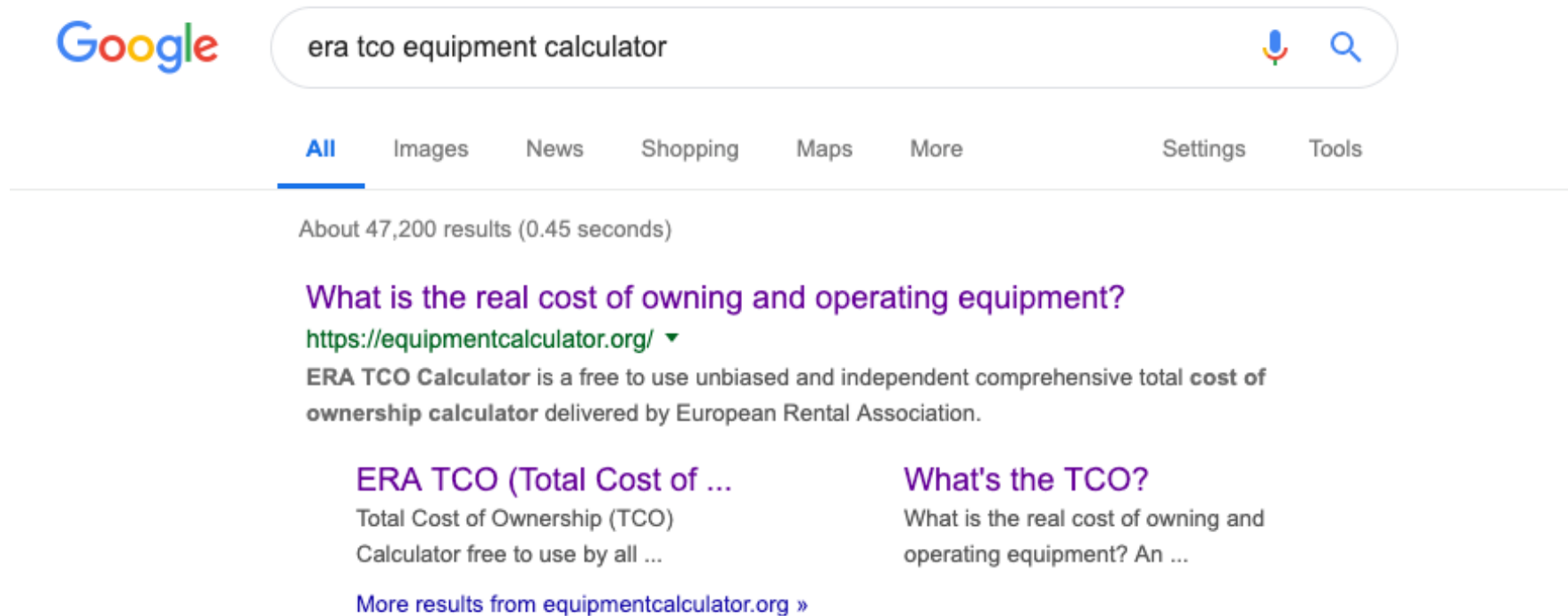
Investment related inputs	Buy	Rent	Operating Lease	Finance Lease
Machine Life	5 years		5 years then return	5 Lease
Purchase Cost	11,000			11,000
Delivery Cost	150			200 Lease fees
Administrative Cost	500			150
Weighted Average Cost of Capital rate	12 %			500
				12 (see slider in "Buy")
				5% Interest rate in lease
				10% Up front payment
Annual inflation rate	2%			2%
	11,650			11,850
Operations related inputs				
Working days per year	250			250
Working hours per day	8			8
Total annual maintenance costs	5 %		5 %	5 (see slider in "Buy")
Labour cost	45			45
Relocation transport costs per year	600	150	600	600
Administration time per year	300			300
Shop annual overhead allocation	110			110
Annual H&S inspection	300		300	300
Insurance cost per year	165		165	165
Daily cost of replacement per year	35		35	35
Expected number of events per year	4		4	4 (see slider in "Buy")
Transport cost per event	150	150	150	150
Weighted Average Cost of Capital per year	660		396	660
Depreciation	1,742			2,215 lease payment
	5,166,68	465	2,751,00	5,094,79
Divestment related inputs				
Gross selling price	2945			2945 (see slider in "Buy")
Commission percentage	12%			12%
Make ready costs	300			300
	2,292		500 Damage repair / above "normal wear"	2,292
Total Cost Ownership - Life	24,192	22,125	23,855	24,032
Cost per year (with no inflation)	4,838,36	4,425,00	4,771,00	4,806,47
		per month	Comparison vs buy	Comparison vs buy
		330,00	-9,67%	-1,4%
		Rental Rate per day	Operational Lease per month	Comparison vs buy
		15,00	160	-0,7%

New UX

What is the real cost of owning and operating equipment?
ERA TCO Calculator is a free to use unbiased and independent comprehensive total cost of ownership calculator delivered by European Rental Association

[LOGIN](#) [REGISTER](#)





The image shows a Google search interface. The search bar contains the text "era tco equipment calculator". Below the search bar, there are navigation tabs for "All", "Images", "News", "Shopping", "Maps", "More", "Settings", and "Tools". The "All" tab is selected. Below the tabs, it says "About 47,200 results (0.45 seconds)". The first search result is titled "What is the real cost of owning and operating equipment?" with a URL "https://equipmentcalculator.org/". Below the title, it says "ERA TCO Calculator is a free to use unbiased and independent comprehensive total cost of ownership calculator delivered by European Rental Association." There are two preview cards below the main result. The first card is titled "ERA TCO (Total Cost of ...)" and contains the text "Total Cost of Ownership (TCO) Calculator free to use by all ...". The second card is titled "What's the TCO?" and contains the text "What is the real cost of owning and operating equipment? An ...". At the bottom of the preview cards, there is a link "More results from equipmentcalculator.org »".



ARE YOU A RENTAL USER?
CHOOSING WHETHER TO BUY OR RENT IS NOT AN EASY DECISION TO MAKE.
ERA HAS THE IDEAL TOOLS TO ASSIST WITH THIS IN ORDER TO MAKE THE RIGHT DECISION

Please scroll down to see more content ▼

RENTAL STORIES



DIGITISATION

Thanks to digitisation, we are living through one of the most technologically revolutionary periods in human history. The Internet of Things, Big Data, smart phones and cloud-based computing are transforming the way we live and work.

Thanks to digitisation, we are living through one of the most technologically revolutionary periods in human history. The Internet of Things, Big Data, smart phones and cloud-based computing are transforming the way we live and work.

 [READ](#)

<https://equipmentcalculator.org>



What is the real cost of owning and operating equipment?

ERA TCO Calculator is a free to use unbiased and independent comprehensive total cost of ownership calculator delivered by European Rental Association

LOGIN

REGISTER

Investment related inputs

Machine Life
Nullam quis mauris eget. Integer mollis, orci auctor, nibh congue mauris sed enim, pretium condimentum ipsum magna.

5 Years

Purchase Cost
Nullam quis mauris eget. Integer mollis, orci auctor, nibh congue mauris sed enim, pretium condimentum ipsum magna.

11.000

Delivery Cost
Nullam quis mauris eget. Integer mollis, orci auctor, nibh congue mauris sed enim, pretium condimentum ipsum magna.

400

Weighted Average Cost of Capital rate
Nullam quis mauris eget. Integer mollis, orci auctor, nibh congue mauris sed enim, pretium condimentum ipsum magna.

16 %

Total Cost of Ownership

BASIC VIEW
 DETAILS VIEW

BUY	LIFE	24.192,80
<input checked="" type="checkbox"/> RENT	LIFE	22.125,00
<input type="checkbox"/> OPERATING LEASE	LIFE	24.355,00
<input checked="" type="checkbox"/> FINANCE LEASE	LIFE	22.132,35

How to Read the Charts
Charts that are relatively flat indicate factors that are not particularly important to the outcome. Conversely, the factors that have steep slopes have a large impact.

SAVE